


2018

AP[®]

CollegeBoard



AP Calculus AB

Free-Response Questions

2018 AP[®] CALCULUS AB FREE-RESPONSE QUESTIONS



CALCULUS AB
SECTION II, Part A
Time—30 minutes
Number of questions—2

A GRAPHING CALCULATOR IS REQUIRED FOR THESE QUESTIONS.

1. People enter a line for an escalator at a rate modeled by the function r given by

$$r(t) = \begin{cases} 44\left(\frac{t}{100}\right)^3\left(1 - \frac{t}{300}\right)^7 & \text{for } 0 \leq t \leq 300 \\ 0 & \text{for } t > 300, \end{cases}$$

where $r(t)$ is measured in people per second and t is measured in seconds. As people get on the escalator, they exit the line at a constant rate of 0.7 person per second. There are 20 people in line at time $t = 0$.

- (a) How many people enter the line for the escalator during the time interval $0 \leq t \leq 300$?
 - (b) During the time interval $0 \leq t \leq 300$, there are always people in line for the escalator. How many people are in line at time $t = 300$?
 - (c) For $t > 300$, what is the first time t that there are no people in line for the escalator?
 - (d) For $0 \leq t \leq 300$, at what time t is the number of people in line a minimum? To the nearest whole number, find the number of people in line at this time. Justify your answer.
-

2018 AP[®] CALCULUS AB FREE-RESPONSE QUESTIONS

2. A particle moves along the x -axis with velocity given by $v(t) = \frac{10 \sin(0.4t^2)}{t^2 - t + 3}$ for time $0 \leq t \leq 3.5$.

The particle is at position $x = -5$ at time $t = 0$.

- (a) Find the acceleration of the particle at time $t = 3$.
- (b) Find the position of the particle at time $t = 3$.
- (c) Evaluate $\int_0^{3.5} v(t) dt$, and evaluate $\int_0^{3.5} |v(t)| dt$. Interpret the meaning of each integral in the context of the problem.
- (d) A second particle moves along the x -axis with position given by $x_2(t) = t^2 - t$ for $0 \leq t \leq 3.5$. At what time t are the two particles moving with the same velocity?
-

END OF PART A OF SECTION II

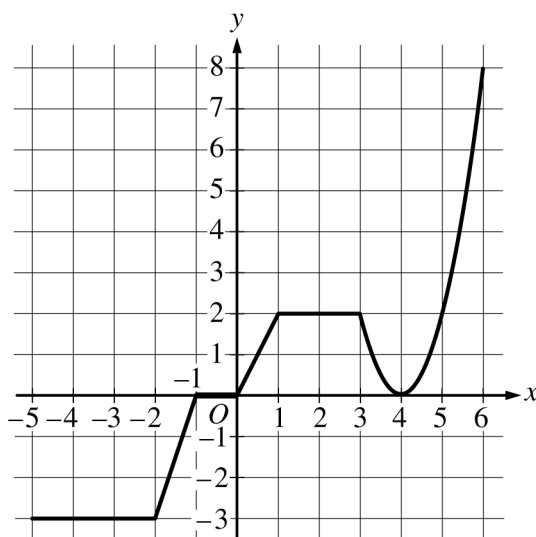
2018 AP[®] CALCULUS AB FREE-RESPONSE QUESTIONS

CALCULUS AB
SECTION II, Part B

Time—1 hour

Number of questions—4

NO CALCULATOR IS ALLOWED FOR THESE QUESTIONS.



Graph of g

3. The graph of the continuous function g , the derivative of the function f , is shown above. The function g is piecewise linear for $-5 \leq x < 3$, and $g(x) = 2(x - 4)^2$ for $3 \leq x \leq 6$.
- If $f(1) = 3$, what is the value of $f(-5)$?
 - Evaluate $\int_1^6 g(x) dx$.
 - For $-5 < x < 6$, on what open intervals, if any, is the graph of f both increasing and concave up? Give a reason for your answer.
 - Find the x -coordinate of each point of inflection of the graph of f . Give a reason for your answer.

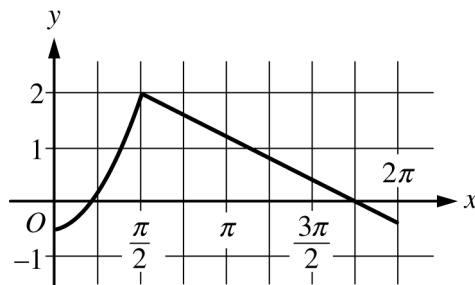
2018 AP[®] CALCULUS AB FREE-RESPONSE QUESTIONS

t (years)	2	3	5	7	10
$H(t)$ (meters)	1.5	2	6	11	15

4. The height of a tree at time t is given by a twice-differentiable function H , where $H(t)$ is measured in meters and t is measured in years. Selected values of $H(t)$ are given in the table above.
- (a) Use the data in the table to estimate $H'(6)$. Using correct units, interpret the meaning of $H'(6)$ in the context of the problem.
- (b) Explain why there must be at least one time t , for $2 < t < 10$, such that $H'(t) = 2$.
- (c) Use a trapezoidal sum with the four subintervals indicated by the data in the table to approximate the average height of the tree over the time interval $2 \leq t \leq 10$.
- (d) The height of the tree, in meters, can also be modeled by the function G , given by $G(x) = \frac{100x}{1+x}$, where x is the diameter of the base of the tree, in meters. When the tree is 50 meters tall, the diameter of the base of the tree is increasing at a rate of 0.03 meter per year. According to this model, what is the rate of change of the height of the tree with respect to time, in meters per year, at the time when the tree is 50 meters tall?
-

2018 AP[®] CALCULUS AB FREE-RESPONSE QUESTIONS

5. Let f be the function defined by $f(x) = e^x \cos x$.
- (a) Find the average rate of change of f on the interval $0 \leq x \leq \pi$.
- (b) What is the slope of the line tangent to the graph of f at $x = \frac{3\pi}{2}$?
- (c) Find the absolute minimum value of f on the interval $0 \leq x \leq 2\pi$. Justify your answer.
- (d) Let g be a differentiable function such that $g\left(\frac{\pi}{2}\right) = 0$. The graph of g' , the derivative of g , is shown below. Find the value of $\lim_{x \rightarrow \pi/2} \frac{f(x)}{g(x)}$ or state that it does not exist. Justify your answer.

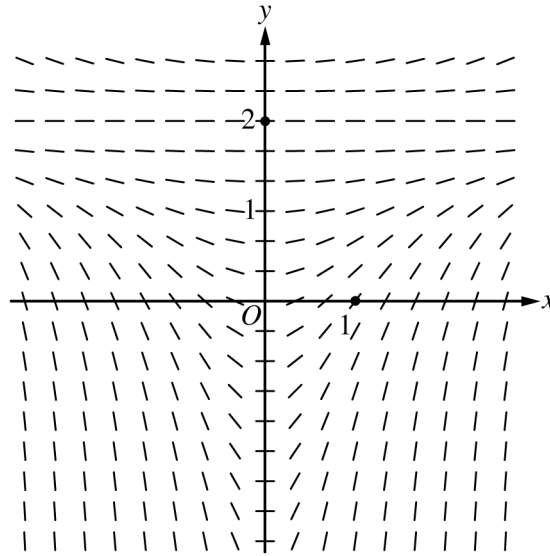


Graph of g'

2018 AP[®] CALCULUS AB FREE-RESPONSE QUESTIONS

6. Consider the differential equation $\frac{dy}{dx} = \frac{1}{3}x(y - 2)^2$.

- (a) A slope field for the given differential equation is shown below. Sketch the solution curve that passes through the point $(0, 2)$, and sketch the solution curve that passes through the point $(1, 0)$.



- (b) Let $y = f(x)$ be the particular solution to the given differential equation with initial condition $f(1) = 0$. Write an equation for the line tangent to the graph of $y = f(x)$ at $x = 1$. Use your equation to approximate $f(0.7)$.
- (c) Find the particular solution $y = f(x)$ to the given differential equation with initial condition $f(1) = 0$.

STOP
END OF EXAM